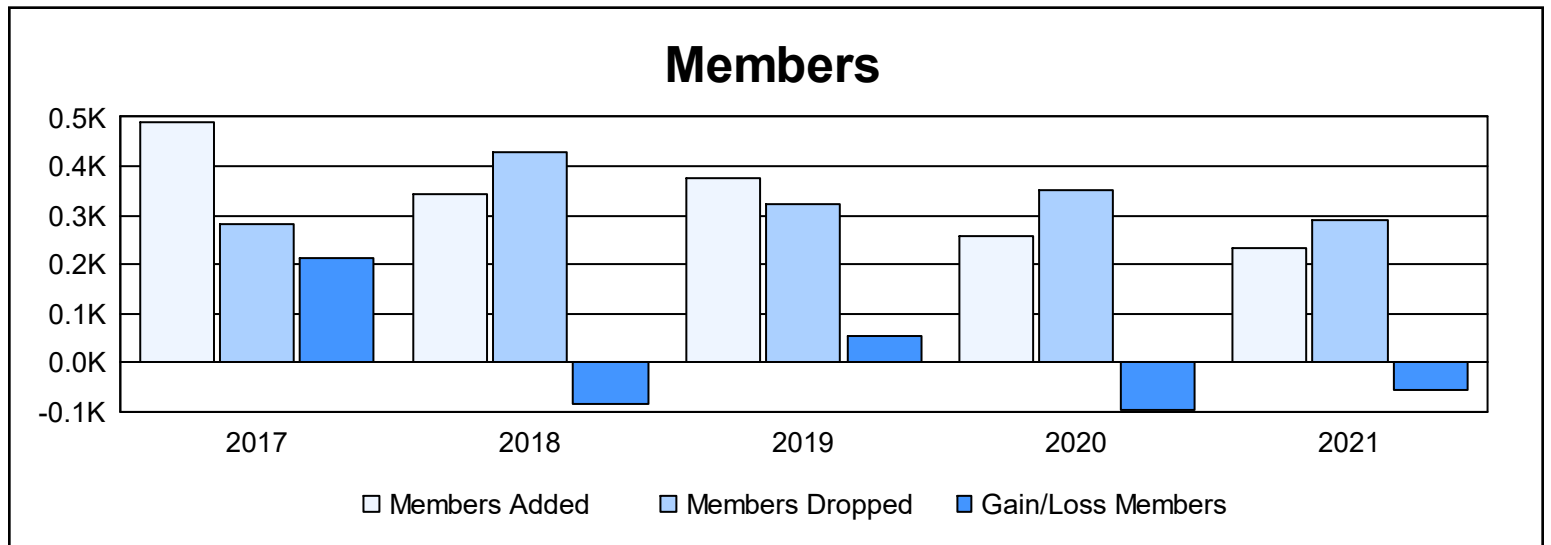
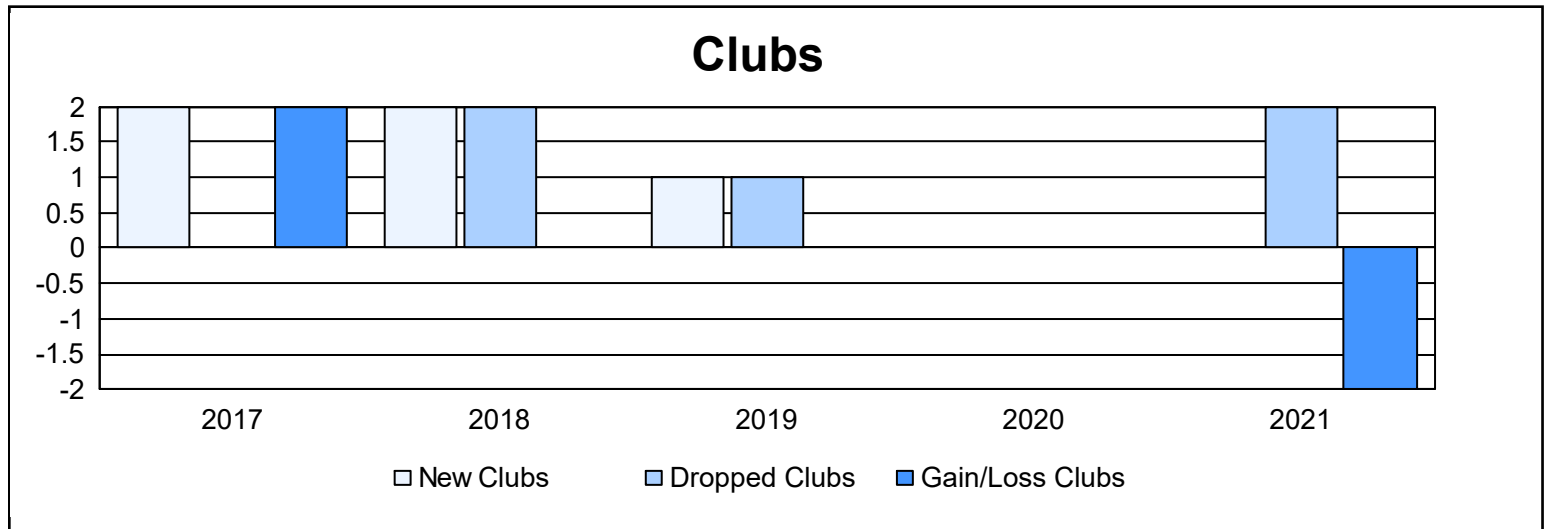
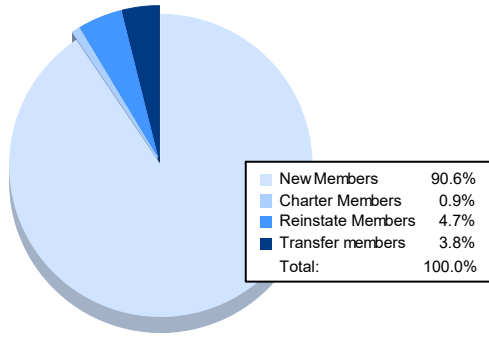


Year	New Clubs	Dropped Clubs	Gain/ Loss Clubs	New Members	Charter Members	Reinstate Members	Transfer Members	Total Member Added	Total Members Dropped	Gain/ Loss Members
2016-2017	2	0	2	422	50	9	10	491	280	211
2017-2018	2	2	0	280	48	4	12	344	429	-85
2018-2019	1	1	0	285	25	16	48	374	321	53
2019-2020	0	0	0	225	2	13	16	256	351	-95
2020-2021	0	2	-2	212	2	11	9	234	289	-55
<b>Average</b>	<b>1</b>	<b>1</b>	<b>0</b>	<b>285</b>	<b>25</b>	<b>11</b>	<b>19</b>	<b>340</b>	<b>334</b>	<b>6</b>



### Membership Composition June 2021 Cumulative



### Gender Composition June 2021 Cumulative

